

# *Edmunds Elementary School*

---

## **Safe Routes to School Travel Plan Updated May 2013**



### **Program Goals**

1. To increase safe walking and bicycling to school
2. To reduce car congestion around school
3. To make improvements in the physical environment to encourage #1

### **Local Conditions and Issues**

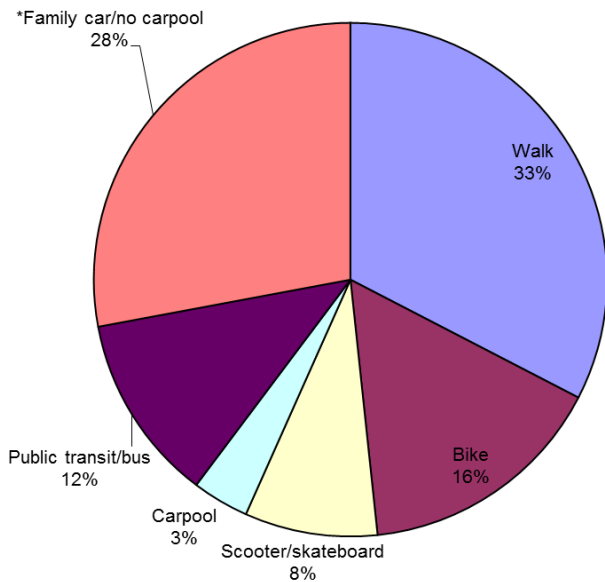
- 63% of EES students live within 1 mile, and 87% live within 2 miles
- Burlington does not provide school busses to transport students to school
- Burlington CCTA busses provide “neighborhood special” busses to transport some students to and from school
- Traffic congestion on EES property, particularly in the morning, has necessitated a “traffic squad” of volunteers to provide valet service to usher children onto school grounds
- Traffic congestion at EMS in the morning and afternoon has created traffic problems on South Union St.
- The schools are located in an urban downtown area with a lot of automobile traffic
- The posted 25 mph speed limit in the downtown area is not strictly adhered to

### **Evaluation**

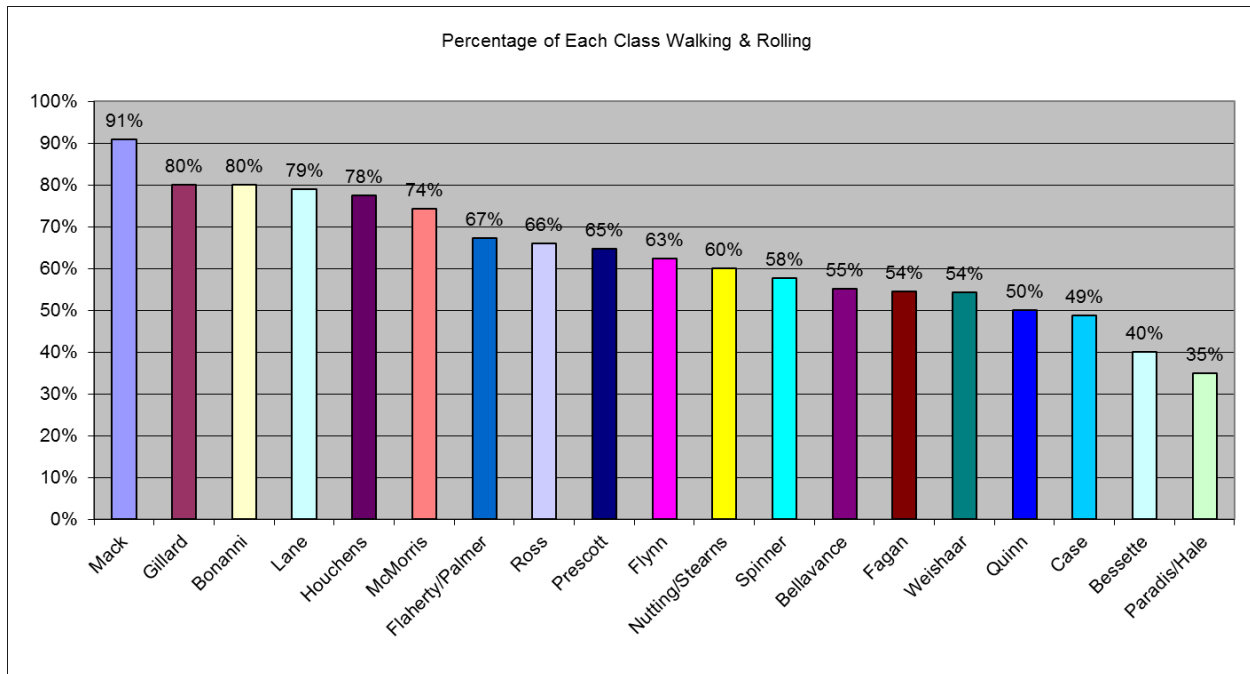
Student Tally Collection May 6-May 10, 2013

## Whole School Breakdown By Category

	Mon	Tues	Wed	Th	Fri	Total	%
Walk	92	100	122	119	142	<b>483</b>	<b>33%</b>
Bike	47	64	63	45	14	<b>233</b>	<b>16%</b>
Scooter/skateboard	24	27	29	36	8	<b>124</b>	<b>8%</b>
Carpool	13	12	9	10	9	<b>53</b>	<b>4%</b>
Public transit/bus	42	34	29	37	33	<b>175</b>	<b>12%</b>
*Family car/no carpool	83	80	74	70	107	<b>414</b>	<b>28%</b>
<b>Total</b>	<b>301</b>	<b>317</b>	<b>326</b>	<b>317</b>	<b>313</b>	<b>1482</b>	
<b>Weather</b>	Sun 80's	Sun 80's	Sun 80's	Sun 70's	Rain 60		



How do EES students get to school?



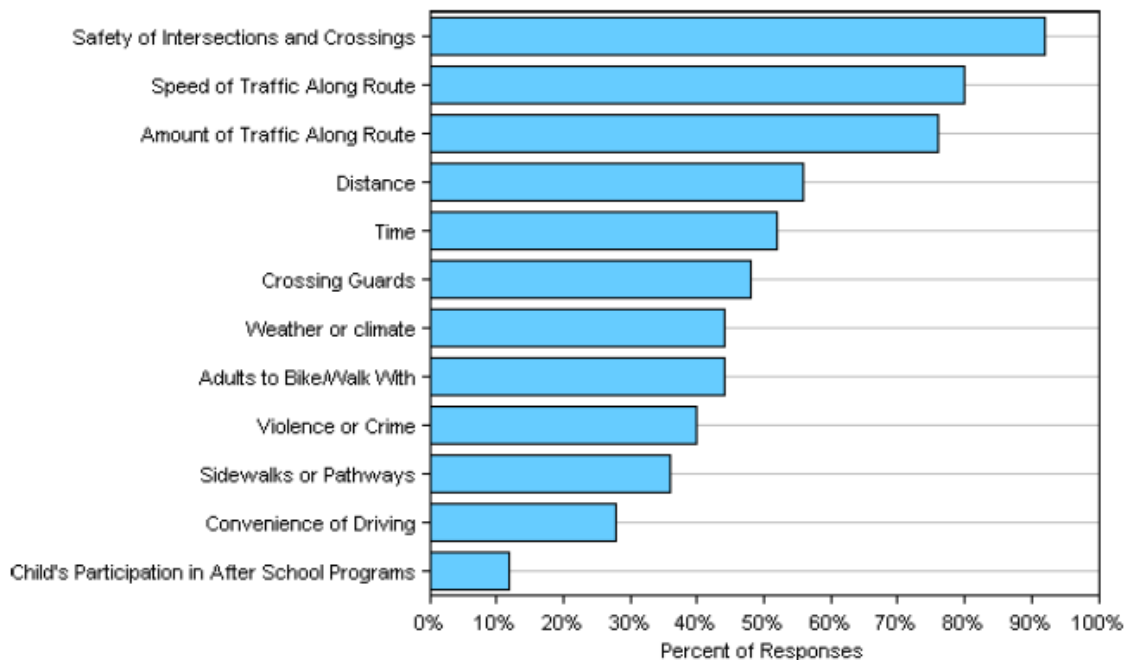
\*Family car is the only category that does not count toward the walk and roll challenge totals. There is no carpooling involved with this category.

### Parent Survey Collection May 2013

Parent surveys were sent out in May 2013. We analyzed the responses this year. The top 4 reasons for not walking and biking to school were (in order): safety of intersections and crossings, speed of traffic along route, amount of traffic along route, and distance. These have changed from the top 4 reasons for not walking and biking to school in 2008 (in order): distance, weather, convenience of driving and heavy backpacks.

Refer to the survey results in the appendix for more information:

### **Issues reported to affect the decision to not allow a child to walk or bike to/from school by parents of children who do not walk or bike to/from school**



## WALKING AND BIKING TO SCHOOL PARENT SURVEY - MAY 2008

# OF SURVEYS  
SENT

# OF SURVEYS  
RETURNED

371 EES

64 EES

### Survey Highlights:

- 38% walkers, 19% bikers, 1% bus, 37% family vehicle, 4% transit
- 48 of 64 children (or 75%) asked permission to walk
- 89% believe the school encourages their children to walk or bike to/from school
- 94% believe it is fun to walk/bike to/from school
- 98% believe it is healthy to walk/bike to/from school
- See appendix for parent comments

### Encouragement

EES organized walk/bike to school weeks in the spring and fall. In the fall, the event was a full week; in the spring it lasted for two weeks. The fall initiative coincided with International Walk to School Day and the spring event was held during the 2<sup>nd</sup> and 3<sup>rd</sup> (Way to Go) week in May. Walking/biking school busses, carpooling and public transportation were encouraged during Way to Go Week. After very little usage of the pre-arranged school busses in fall, they were encouraged to be developed on an ad hoc basis by families in the spring. During the weeks of encouragement, classrooms with the most participants receive a bike smoothie blender party and the Golden Shoe Award. We recognize our crossing guards with Crossing Guard Appreciate Day each school year.



### Education

Education efforts that took place this year at EES were: announcements in the all-school newsletter, SRTS information shared on the PTO bulletin board, multiple school wide biking safety assemblies during Wednesday Morning Meetings and information posted on the PTO Facebook page. Students sent home with copies of "A Parent's Guide to Safe Bicycling Essentials."

### **Enforcement**

In the Fall of 2012 the PTO got a petition signed by the school community to approach the Department of Public Works to get a flashing school pedestrian sign added to the crosswalk fronting the school.

Student display large Burma-shave signs during rush hour traffic to remind drivers to slow down.



### **Engineering**

The following areas have been identified as priority areas for bike and pedestrian improvements:

- Installation of a stop sign at the school driveway exit onto South Union Street
- Crosswalk repainting/updating across South Union Street leading to King Street (not only used by EES students, but also by the King Street Center)
- Installation of a ped head at College Street and South Willard Crossing
- Fill sidewalk gaps along:
  - North Prospect Street – west side north of Colonial Square to Riverside Ave
  - South Willard Street -- west side from Tower Terrace to rotary
  - Cliff Street – between S. Willard and S. Prospect
- Improve crossing north of rotary along S. Willard and Shelburne Rd– currently uncontrolled and compliance is low. Possible area for flexi pedestrian in-street sign?
- Install a ped head crossing Pine Street at Lakeside Ave with leading pedestrian indicator to allow pedestrians to cross before left-hand turning cars coming from Lakeside.
- Additional Bike Racks are needed



## SRTS Actions

### **EDUCATION ACTIONS**

Factoids in school newsletters	Team	Ongoing
Biking Safety Assemblies	Team	Spring
Bike Smart lessons in PE classes	PE	Spring
Distribution of Safe Bicycling Essentials Guide	Team	Fall

### **ENGINEERING ACTIONS**

Additional bike racks at EES	Team/City
South Union/King Street Crosswalk	City
College and S. Willard Ped Head	City
Pine and Lakeside Ped Head	City
Ped in-street sign for crossing north of RT. 7 rotary	City
Fill sidewalk gap along N. Prospect	City
Fill sidewalk gap along S. Willard	City
Fill sidewalk gap along Cliff Street	City

### **ENFORCEMENT ACTIONS**

Students display slow down signage	Team	Fall/Spring
Traffic safety signs posted on streets	Team	

### **EVALUATION ACTIONS**

Student Travel Tallies	Team	Spring
Parent surveys	Team	Spring
Walking Audit	Team	Spring

### **ENCOURAGEMENT ACTIONS**

International Walk to School Week	Team	October
VT Walk and Roll to School Week	Team	May
Way to Go Week	Team	May
Monthly Walking Themes	Team	Starting in Fall 2013
Crossing Guard Appreciation Day	Team	Fall